




VMD3B & VMD3B-C Series



SPECIFICATIONS

Operating Temp. Range	-40 to 55 °C (-40 to 131 °F)
Coil Operating Range	85% to 110% of rated voltage
Coil Drop-out Voltage Threshold	15% of rated voltage
Expected Relay Life	Electrical (@ rated current) 100,000 cycles; Mechanical (unpowered) 10,000,000 cycles
Operating Time	20 msec typical
Dielectric Strength	1500 Vac RMS
WARRANTY	
Limited Warranty	5 years

TYPICAL COIL PERFORMANCE

	Power Consumption
AC Coils	1.2 VA
DC Coils	1.4 W

CONTACT RATINGS

Resistive	15 A @ 120 Vac
	12 A @ 277 Vac
	12 A @ 28 Vdc
Motor	1/2 HP @ 120 Vac
	3/4 HP @ 250 Vac
Pilot Duty	B300

SOCKET RELAYS IN A WIDE RANGE OF FEATURES AND COIL VOLTAGES

FEATURES

FULL FEATURED MODEL:

- Color-coded push button...allows manual operation of relay. AC coils red, DC coils blue
- Removable override lever...when activated, locks push button and contacts in the powered position
- Flag indicator...shows relay status in manual or powered condition
- LED status lamp...shows coil "ON" or "OFF" status
- I.D. tag/write-on plastic label...used for identification of relays in multi-relay circuits
- 2-way side or DIN rail mounting system...retrofits existing panel mounting and 35 mm DIN rail
- Mating hold-down clip...secures relay to socket (-F sockets)

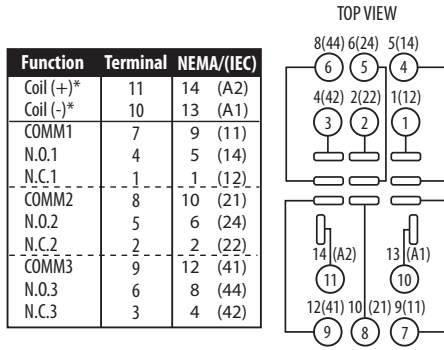
DESCRIPTION

The VMD3B Series are 3PDT blade-style relays for socket/DIN mounting. The standard VMD3B-C model is economical and reliable. The full-featured VMD3B-F includes an LED and a flag indicator for convenient status viewing and a push-button test feature for easy troubleshooting. The finger-safe sockets reduce risk, and the hold-down clip keeps the device secure. Enhanced safety and dependability.



WIRING DIAGRAM

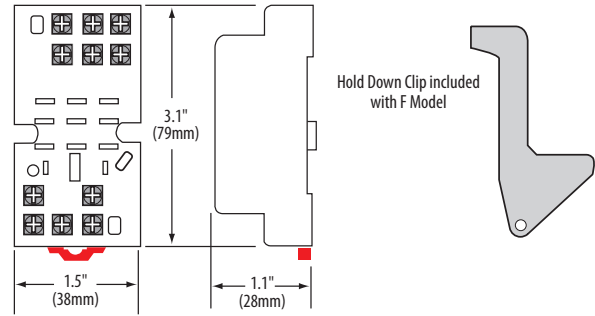
VBD3B Sockets



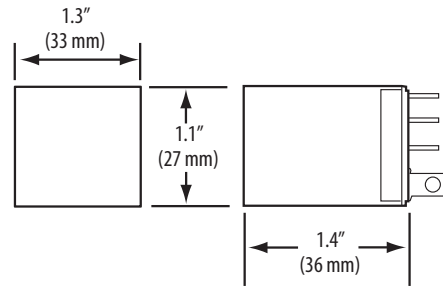
*Observe polarity for relays with DC coil voltages only

DIMENSIONAL DRAWINGS

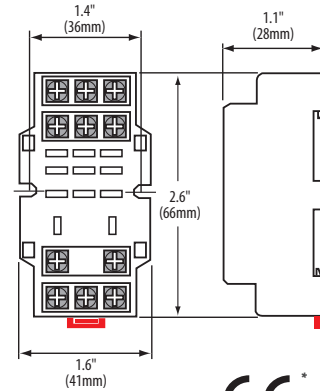
VBD3B-F Socket



VMD3B Relays



VBD3B-C Socket



ORDERING INFORMATION



MODEL	RELAY TYPE	AMPERAGE RANGE	COIL VOLTAGE	MIN. SWITCHING CURRENT	FULL FEATURED	UL	CE	
VMD3B-C24D	3PDT	10 A	24 Vdc	100mA@5VDC		●	●	
VMD3B-C24A			24 Vac			●	●	
VMD3B-C120A			120 Vdc			●	●	
VMD3B-F24D		15 A	24 Vdc			●	●	●
VMD3B-F24A			24 Vac			●	●	●
VMD3B-F120A			120 Vac			●	●	●

These relays are UL Listed, when used with the Veris sockets. *The CE mark indicates RoHS2 compliance.

SOCKET ORDERING INFORMATION

MODEL	AMPERAGE RATING	VOLTAGE RATING	FINGER SAFE	HOLD DOWN CLIP	UL	CE
VBD3B-F	16 A	300 V	●	●	●	●

When relays and sockets are used together, amperage rating is the lesser of the two ratings.

ACCESSORIES

DIN Rail, Stop Clip (AV01, AV02)

