

# SLA Series Living Space Resistive Temperature Sensors

SLASXXX  
 SLABXXX  
 SLAWXXX



## Product Description

SLA Series Living Space Resistive Temperature Sensors offer a reliable 10K Type 3 thermistor and the same look and feel as communicating SmartX sensors. The SLA Series sensors provide a low cost option for measuring temperature in a living space application.

## Features

- Medium matte white housing or optimum glass panel housing available in white or black
- Low cost conformance part
- 10K Type 3 thermistor
- Two-wire resistive device

## Available Products

Model Number	Description	Housing Type	Sensor Type
SLASXXX	Sensor, Temperature, 10KT3, Matte White	Matte White	10K Type 3 Thermistor
SLAWXXX	Sensor, Temperature, 10KT3, Optimum White	Optimum White	10K Type 3 Thermistor
SLABXXX	Sensor, Temperature, 10KT3, Optimum Black	Optimum Black	10K Type 3 Thermistor

USA: +1 888-444-1311  
 Europe: +46 10 478 2000  
 Asia: +65 6484 7877  
[www.schneider-electric.com](http://www.schneider-electric.com)

Life Is On



## Specifications

Temperature Sensor	
Type	10K Type 3 thermistor
Accuracy	±0.2 °C (±0.36 °F) typical
Operating Environment	
Operating temperature	0 to 50 °C (32 to 122 °F)
Operating humidity range	0 to 95% RH, non-condensing
Housing material	High impact ABS plastic Flammability rating UL 94 V-0
Mounting location	Not suitable for wet locations. For indoor use only.
Wiring	
Two screw terminals	18-22 AWG, two-wire thermistor
Regulatory Information	
Agency approvals	UL 916, European conformance CE: EN61000-6-3 EN61000 Series - industrial immunity standard FCC Part 15 Class B, REACH, RoHS, Green Premium, RCM (Australia), ICES-003 (Canada), EAC (Russia)

## Thermistor Table

°C	°F	Resistance (Ω)
0	32	29,575
5	41	23,504
10	50	18,809
15	59	15,146
20	68	12,271
25	77	10,000
30	86	8,195
35	95	6,752
40	104	5,592
45	113	4,655
50	122	3,893

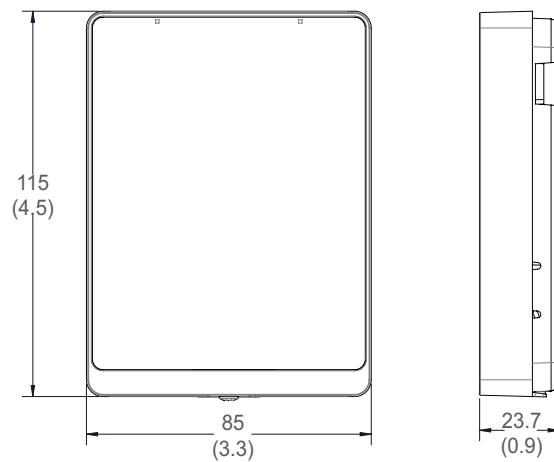
## Precautions

- This product is not intended for life or safety applications.
- Do not install this product in hazardous or classified locations.
- Read and understand the instructions before installing the product.
- Turn off all power supplying equipment before working on it.
- The installer is responsible for conformance to all applicable codes.

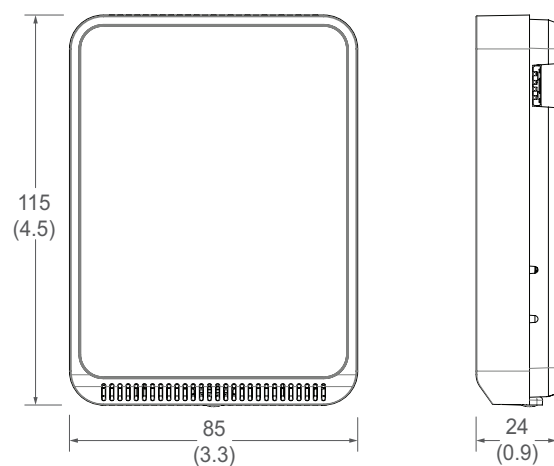
If this product is used in a manner not specified by the manufacturer, the protection provided by the product may be impaired. No responsibility is assumed by the manufacturer for any consequences arising out of the use of this material.

## Dimensions mm (in.)

### Optimum Housing



### Medium Housing



### Functions

The SLA Series sensor measures temperature in living space applications. It provides a resistive output to an I/O port on MP, RP, Continuum or other controllers able to use a 10K Type 3 thermistor.

### Installation

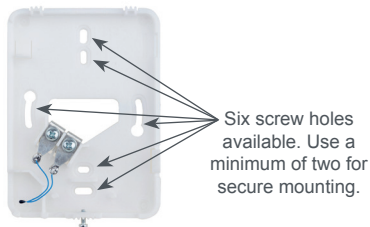
1. Position the sensor vertically on the wall 1.35 m (4.5 ft.) above the floor with the "UP" arrow facing upward. Locate away from windows, vents and other sources of draft. If possible, do not mount on an external wall, as this may cause inaccurate temperature readings.



2. Pull 18 or 22 AWG two-conductor cable(s) through the hole in the backplate.



3. Mount the backplate onto the wall using the screws provided.



4. Connect the wires to the thermistor terminals. Do not over-tighten the screws.



5. With sensor base fully installed, align top of cover to mounting tabs on top of sensor base. Swing cover downward until it latches at the bottom.



6. Install locking screw to secure cover in closed position.



China RoHS Compliance Information  
Environment-Friendly Use Period (EFUP) Table

部件名称	有害物质 - Hazardous Substances					
Part Name	铅 (Pb)	汞 (Hg)	镉 (Cd)	六价铬 (Cr (VI))	多溴联苯 (PBB)	多溴二苯醚 (PBDE)
电子件 Electronic	X	O	O	O	O	O

本表格依据SJ/T11364的规定编制。

O: 表示该有害物质在该部件所有均质材料中的含量均在 GB/T 26572规定的限量要求以下。

X: 表示该有害物质至少在该部件的某一均质材料中的含量超出 GB/T 26572规定的限量要求。

(企业可在此处，根据实际情况对上表中打“X”的技术原因进行进一步说明。)

This table is made according to SJ/T 11364.

O: indicates that the concentration of hazardous substance in all of the homogeneous materials for this part is below the limit as stipulated in GB/T 26572.

X: indicates that concentration of hazardous substance in at least one of the homogeneous materials used for this part is above the limit as stipulated in GB/T 26572

Z000057-0B