

SmartX AS-P Server without LON

SmartX Server

Regulatory Compliance and Safety Information

Electrical equipment should be installed, operated, serviced, and maintained only by qualified personnel. No responsibility is assumed by Schneider Electric for any consequences arising out of the use of this material.

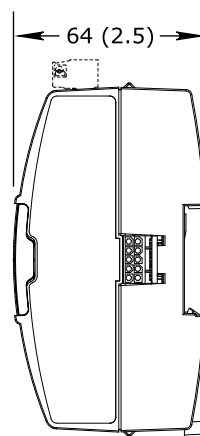
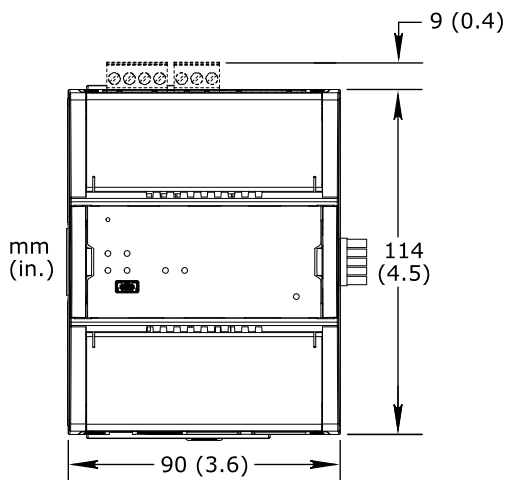
Carefully read these instructions and all information relevant for this product before trying to install it. See the list of technical literature.

The technical literature and declarations of conformity can be accessed on the Schneider Electric Exchange website, ecobuilding.schneider-electric.com. Contact your local Schneider Electric sales office for hard copy of documentation or for additional information.

Technical Literature

- SmartX Controller - Hardware Reference Guide, 04-XX001-XX-en

Dimensions



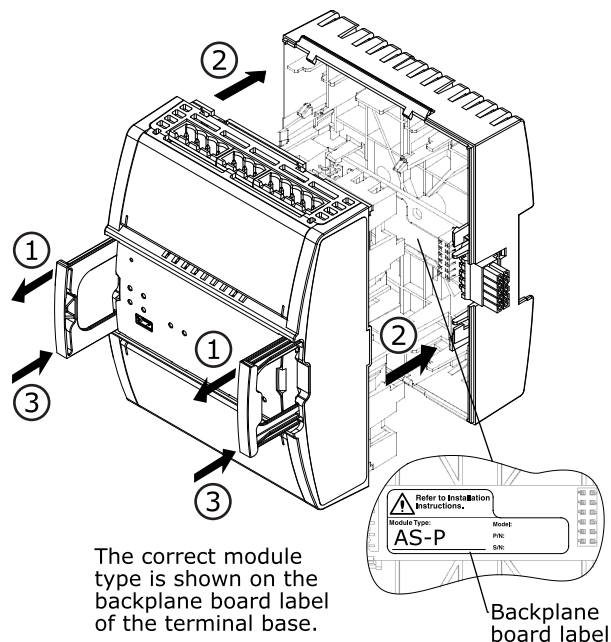
Installing the Module

⚠ ⚠ WARNING

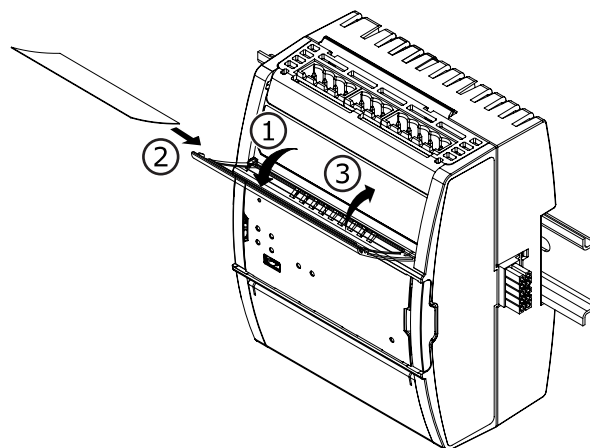
HAZARD OF ELECTRIC SHOCK OR EQUIPMENT DAMAGE

Install only the module type that is indicated on the label on the terminal base backplane.

Failure to follow these instructions can result in death, serious injury, or equipment damage.



Labeling the Module



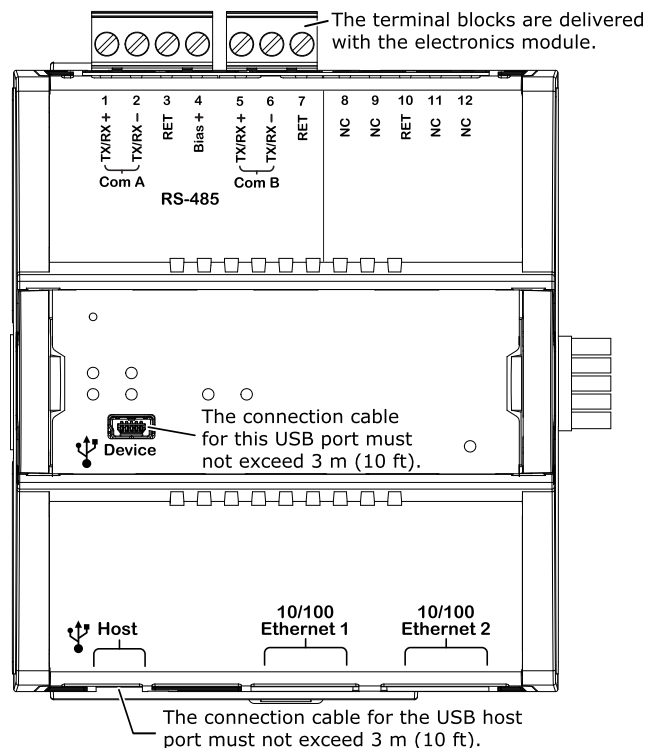
Connections

NOTICE

DECREASED RS-485 NETWORK PERFORMANCE

Consider the RS-485 bus termination and biasing. For more information, see the Hardware Reference Guide.

Failure to follow these instructions can result in decreased performance and reliability of the RS-485 network.



Electronics Module and Terminal Base

Device	Part number
SmartX Controller – AS-P-NL	SXWASPXXX10002
TB-ASP-W1 Terminal Base	SXWTBASW110002

Wiring

For information on wiring, see the SmartX Controller - Hardware Reference Guide.

SmartX AS-P Server Software

The SmartX AS-P server is delivered without software. Install the software on the SmartX AS-P server using Device Administrator.

Software License Notice

This product contains code that is covered by the GNU General Public License (GPL). The relevant code is available at The Exchange Extranet, <https://ecobuilding.schneider-electric.com>

Specifications

DC input

Nominal voltage

24 VDC

Power consumption

10 W

Port types

USB device port

Mini-B

USB host port

Type-A

Ethernet port 1 and 2

10/100BASE-TX RJ45

Default Ethernet port configuration

Port 1: DHCP client, Port 2: Disabled

Operation environment

Ambient temperature, operating

0 to 50 °C (32 to 122 °F)

Humidity

Maximum 95 % RH non-condensing

Mechanical

Ingress protection rating

IP 20

Plastic flame rating

UL94-5VB

Electrical

I/O bus power

24 VDC max. 30 W per I/O bus power supply, Class 2

Regulatory compliance

EMC, safety, and environment

FCC CFR 47 Part 15 Class B, ICES-003 Class B, RCM, CE - EMCD 2014/30/EU, WEEE 2012/19/EU, RoHS 2011/65/EU and 2015/863/EU, China RoHS SJ/T 11364-2014, UL 916 Listed products for the United States and Canada, Open Class Energy Management Equipment (UL file E80146.)

Addendum - California Proposition 65 Warning Statement for California Residents

⚠ WARNING: This product can expose you to chemicals including lead which is known to the State of California to cause cancer and which is known to the State of California to cause birth defects or other reproductive harm. For more information go to www.P65Warnings.ca.gov

部件名称 (Part Name)	有害物质 (Hazardous Substances)					
	铅 (Pb)	汞 (Hg)	镉 (Cd)	六价铬 (Cr (VI))	多溴联苯 (PBB)	多溴二苯醚 (PBDE)
塑料部件 (Plastic Parts)	○	○	○	○	○	○
电子件 (Electronics)	X	○	○	○	○	○

本表格依据 SJ/T11364 的规定编制。(This table is made according to SJ/T 11364.)

○: 表示该有害物质在该部件所有均质材料中的含量均在 GB/T 26572 规定的限量要求以下。

(Indicates that the concentration of hazardous substance in all of the homogeneous materials for this part is below the limit as stipulated in GB/T 26572.)

X: 表示该有害物质至少在该部件的某一均质材料中的含量超出 GB/T 26572 规定的限量要求。

(Indicates that the concentration of hazardous substance in at least one of the homogeneous materials used for this part is above the limit as stipulated in GB/T 26572.)