




PG Series



SPECIFICATIONS

GENERAL	
Supply Voltage	Class 2; 10 to 28 Vdc
Output	Deluxe: 0 to 5 (3-wire), 0 to 10 Vdc (3-wire), or 4 to 20 mA (2-wire); Standard: 1 to 5 Vdc (3-wire) or 4 to 20 mA (2-wire)
Load Impedance	>100 kΩ
Standard Connection	Cable gland 24" (600 mm) length
Pressure Port	1/4" NPT Male
PERFORMANCE AT 25 °C (77 °F)	
Accuracy*	Deluxe: $\pm 0.25\%$ BFSL **; Standard: $\pm 0.50\%$ BFSL **
Media Compatibility	Fluids & gases compatible with 316L stainless steel
Pressure Cycles	>100 million cycles
Over Pressure	2x F.S. without change in calibration
Burst Pressure	5x rated pressure or 20,000 psi
ENVIRONMENTAL	
Shock	100G, 11 msec, 1/2 sine
Vibration	Deluxe: 20G peak, 20 to 2400 Hz; Standard: 10G peak, 20 to 2000 Hz
EMI/RFI Protection	Deluxe: yes; Standard: no
Rating	Deluxe: IP-66; Standard: IP-65
Operating Temp Range	-40 to 85 °C (-40 to 185 °F)
Compensated Temp Range	0 to 55 °C (32 to 130 °F)
Total Error Band Over Temp	$\leq \pm 3\%$ of FS
Humidity	0 to 95% RH non-condensing
WARRANTY	
Limited Warranty	5 years

* Accuracy includes nonlinearity and hysteresis.

** BFSL = Best fit straight line

RUGGED STAINLESS STEEL CONSTRUCTION

FEATURES

- Rugged stainless steel construction (PG and PV)
- Stainless steel wetted connector (PGE and PVE)
- No silicon oil, no internal O-rings, no welds...fewer parts to fail
- Sturdy construction...suitable for high shock and vibration applications
- A wide operating temperature range of -40 to 85 °C (-40 to 185 °F) for operation versatility

DESCRIPTION

The durable **PG/PV Series** pressure transducers are ideal for a wide variety of HVAC/R and industrial applications, such as refrigeration measurement, pneumatic pressure measurement, gas pressure measurement, pump inlet, and outlet fluid pressure. They are even compatible with extreme applications, such as aerospace and motor sports equipment.

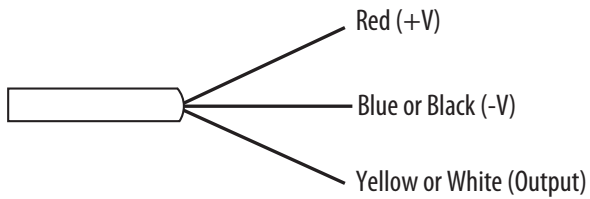
APPLICATIONS

- Pump inlet/outlet and compressors
- Hydraulic/pneumatic systems
- Energy and water management
- Refrigeration equipment, fluids
- Gas pressure measurement

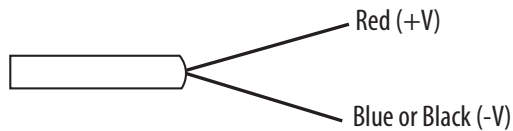


WIRE COLOR CODING

3-wire, 0-5 Vdc/0-10 Vdc

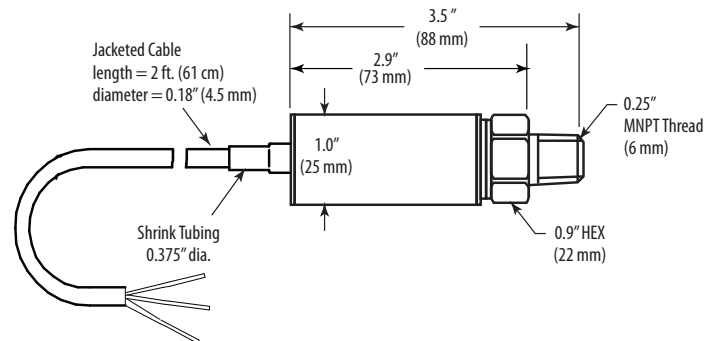


2-wire, 4 to 20 mA

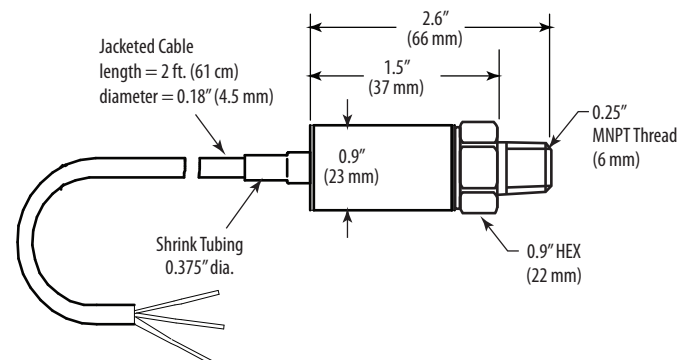


DIMENSIONAL DRAWINGS

PG/PV



PGE/PVE



ORDERING INFORMATION



Type	Range	Wetted Material	Output
PG <input type="checkbox"/>	<input type="checkbox"/>	<input type="checkbox"/>	<input type="checkbox"/>
Blank = Deluxe E = Standard	03 = 0 to 15 psig (Deluxe only) 04 = 0 to 25 psig 05 = 0 to 50 psig 06 = 0 to 75 psig 07 = 0 to 100 psig 08 = 0 to 250 psig 09 = 0 to 500 psig 10 = 0 to 1000 psig 11 = 0 to 5000 psig 12 = 0 to 10000 psig	A = 316L stainless steel	B = 1-5 Vdc (standard only) M = 4 to 20 mA V = 0-10 Vdc (deluxe only) J = 0-5 Vdc (deluxe only)

Example:

PG	<input type="checkbox"/>	07	A	V
----	--------------------------	----	---	---

Call factory for ranges not shown.

*The CE mark indicates RoHS2 compliance. Please refer to the CE Declaration of Conformity for additional details. Deluxe models only.

Type	Range	Wetted Material	Output
PV <input type="checkbox"/>	<input type="checkbox"/>	<input type="checkbox"/>	<input type="checkbox"/>
Blank = Deluxe E = Standard	03 = -14.7 to 15 psig (Deluxe only) 04 = -14.7 to 25 psig 05 = -14.7 to 50 psig 06 = -14.7 to 75 psig 07 = -14.7 to 100 psig 08 = -14.7 to 250 psig 09 = -14.7 to 500 psig 10 = -14.7 to 1000 psig 11 = -14.7 to 5000 psig 12 = -14.7 to 10000 psig	A = 316L stainless steel	B = 1-5 Vdc (standard only) M = 4-20 mA V = 0-10 Vdc (deluxe only) J = 0-5 Vdc (deluxe only)

Example:

PV	E	07	A	M
----	---	----	---	---

Call factory for ranges not shown.